



Academic Vocabulary Cards

GRADES 4-6



Educational
Insights®

Academic Vocabulary Cards

Answer Key

Card No.	1	Question 2	3	4
1	A	B	C	B
2	B	C	C	A
3	C	B	A	C
4	B	A	B	C
5	B	A	C	A
6	A	C	B	B
7	C	B	A	A
8	B	B	A	C
9	A	C	C	B
10	C	A	B	C
11	C	B	B	A
12	B	C	A	C
13	B	A	A	C
14	A	B	C	B
15	B	A	B	C
16	C	C	B	A
17	A	C	A	B
18	A	B	B	C
19	B	C	C	A
20	B	C	A	B
21	C	A	B	B
22	A	B	C	A
23	C	A	B	A
24	A	B	C	C
25	B	A	A	C

Card No.	1	Question 2	3	4
26	C	C	A	B
27	C	A	B	B
28	B	A	C	A
29	A	B	A	C
30	C	B	C	A
31	A	C	A	B
32	A	B	A	C
33	B	C	C	A
34	C	A	B	A
35	B	A	C	C
36	B	C	B	A
37	C	B	A	B
38	A	A	C	B
39	B	C	A	C
40	C	A	B	A
41	B	B	C	C
42	A	A	B	C
43	C	C	A	B
44	B	A	B	C
45	A	C	B	B
46	C	A	C	B
47	A	C	B	A
48	B	B	A	C
49	C	B	A	C
50	B	A	C	A

Card No.	1	Question 2	3	4
51	A	C	B	B
52	A	B	C	A
53	B	A	A	C
54	B	A	C	B
55	A	B	C	B
56	B	C	B	A
57	C	B	A	C
58	B	A	A	C
59	C	B	B	A
60	A	C	B	C
61	A	C	A	B
62	B	A	C	C
63	B	A	B	C
64	C	B	C	A
65	B	C	A	B
66	A	B	C	C
67	C	A	A	B
68	A	B	B	C
69	B	C	A	A
70	C	A	C	B
71	A	C	B	C
72	B	A	C	A
73	C	B	A	B
74	C	C	B	A
75	A	A	C	B


Card No.	1	Question 2	3	4
76	B	A	C	B
77	B	C	A	C
78	C	B	A	B
79	A	B	C	A
80	A	C	B	B
81	B	A	B	C
82	C	A	A	B
83	A	B	C	A
84	C	C	A	B
85	B	C	B	A
86	C	A	A	B
87	C	B	C	A
88	A	C	B	A
89	B	A	B	C
90	A	C	C	B
91	A	B	B	C
92	C	C	B	A
93	B	C	B	C
94	A	B	A	C
95	C	A	C	B
96	B	A	A	C
97	B	C	A	C
98	A	C	B	B
99	C	B	A	A
100	B	A	A	C

Academic Vocabulary Cards

Before You Begin

Hot Dots® Academic Vocabulary Cards can be used in several ways: with the Hot Dots® pen (sold separately), as traditional activity cards with paper and pencil, duplicated and handed out as worksheets, or projected for the whole class to see.


What's on each card?



Using the cards with the Hot Dots® pen

Have students look at the sentences and words on each side of the card. Let them use the Hot Dots® pen to select their answer choices. The pen gives instant feedback each time. When a correct answer is selected, students are rewarded with a glowing green light, a cool phrase, and a variety of motivating sound effects. When an incorrect answer is selected, the pen glows red and gently provides encouraging words and sound effects.

How to Position the Hot Dots® Pen



Make sure the tip of the Hot Dots pen sits flat on the surface of the answer dot as shown above.

Tips:

- Make sure the cards rest on a hard surface when using them with the pen.
- Never laminate the cards.
- Organize your cards with the included dividers.

Using the cards as traditional activity cards

Tell students to read the cards and to use a pencil to write the answers on a sheet of paper.

Using the cards as worksheets

Duplicate the cards to make worksheets and have students circle their answers directly on their papers.

Using the cards with groups

Project the cards for whole class review of key terms.

Academic Vocabulary Cards

Suggestions for the Teacher

Hot Dots® Academic Vocabulary Level 2 includes 50 double-sided cards that provide reinforcement of content vocabulary in four subject areas: language arts, math, science, and social studies. The words are grouped by topic, and each card presents four related terms in a multiple-choice format. With clear, concise definitions and helpful, appealing illustrations, the cards are perfect for ELLs or struggling students. In addition, because the vocabulary is aligned with the content of state and national standards, the cards are a valuable supplement to any curriculum and perfect for test preparation and review.

Vocabulary and Comprehension Check

Use the cards to review vocabulary terms and concepts with students:


Independent Study—Have students write down the words and definitions that they missed. Afterwards, let them work with a partner or the teacher to discuss and review the meanings of the missed words.

Student Worksheets—Duplicate the cards to make worksheets for a small group or the whole class. Then, have students circle their answers on their papers. Later, check the answers together to determine which terms and concepts need to be re-taught.

Find the Mistake—Look at a sentence on a card and read it aloud, giving the incorrect response. Have students state what the correct response should be.

Vocabulary Flash Cards

Encourage vocabulary development by having students make flash cards using words and definitions from the Hot Dots® cards. For each flash card, instruct children to write a word on the front of an index card and its meaning on the back. Then, have students practice their vocabulary words with a partner.



Mini Dictionaries

Have students make mini dictionaries based on the words and concepts from the Hot Dots® cards. First, instruct them to staple several sheets of paper together to make the dictionaries. Then, have them write the vocabulary terms on their pages, adding definitions as well as illustrations and specific examples to clarify the meanings. Use the dictionaries with the following ideas:

- Have students review the words in their dictionaries to prepare for quizzes and tests.
- Challenge students to use one or more words a day in conversations and class discussions.
- Check individual students' understanding of concepts by flipping through their dictionaries and having them explain one or more terms.

Academic Vocabulary Cards

Table of Contents

WORD LIST

LANGUAGE ARTS

Grammar and Punctuation
Cards 1–2

Sentence Structure
Cards 3–4

Literary Elements
Cards 5–6

Figurative Language
Cards 7–8

Literary Genres
Cards 9–10

Writing
Cards 11–12

Reference Tools and Study Skills
Cards 13–14

MATH

Numbers and Operations
Cards 15–16

Place Value
Card 17

**Number Properties
and Rules**
Card 18

Factors and Multiples
Cards 19–20

Fractions
Cards 21–23

Decimals
Card 24

Ratios and Percents
Card 25

Measurement
Card 26

Algebra and Functions
Cards 27–28

Points, Lines, and Planes
Cards 29–30

Angles
Cards 31–32

Triangles
Cards 33–34

Plane Figures
Cards 35–36

Circles
Cards 37–38

Solid Figures
Cards 39–40

Transformations
Card 41

Coordinate Plane
Card 42

**Statistics and
Data Analysis**
Cards 43–44

Probability
Cards 45–46

Academic Vocabulary Cards

Table of Contents (continued)

WORD LIST

SCIENCE

**Matter, Force,
and Energy**
Cards 47–50

Heat and Light
Cards 51–52

**Electricity
and Magnetism**
Cards 53–54

Cells
Cards 55–56

**Classification of
Living Things**
Card 57

Animal Behavior
Card 58

Plant Processes
Cards 59–60

**Human Body
Systems**
Cards 61–62

Ecosystems
Cards 63–64

**Weathering
and Erosion**
Cards 65–66

Rocks and Minerals
Cards 67–68

**Volcanoes
and Earthquakes**
Cards 69–70

**Weather and
Climate**
Cards 71–73

Natural Resources
Card 74

**Solar System
and Beyond**
Cards 75–76

SOCIAL STUDIES

Maps and Globes
Cards 77–78

Physical Features
Cards 79–80

**Learning About
the Past**
Cards 81–82

**Exploration and
Settlement**
Cards 83–84

American Revolution
Card 85

**Important U.S.
Documents**
Card 86

American Civil War
Cards 87–88

**A Nation of
Immigrants**
Cards 89–90

Civil Rights
Cards 91–92

**Types of
Government**
Card 93

U.S. Government
Cards 94–96

Economics
Cards 97–100