



# Standards-Based Review Cards

**GRADE**
**3**
**SCIENCE**

## Teacher's Guide

Hot Dots® Standards-Based Science Review Cards provide a comprehensive coverage of a **WHOLE YEAR** of third-grade science skills.

**Contents:**

- 300 Cards with 600 questions (5" x 5")
- 25 Color-coded tabbed skill dividers
- Reproducible Student Progress Sheet
- Answer Key

Hot Dots® Standards-Based Science Review Cards reinforce the important science skills that students need to master in third grade. This set of 600 teacher-written questions is aligned to state and national science standards and provides curriculum support for 25 important science skill areas – including life, earth, and physical science. The cards feature full-color pictures and multiple-choice formats that promote and encourage year-long learning of a wide range of skills. Use the cards with the Talking Hot Dots® Pen (sold separately), or use the cards themselves as traditional science flash cards.

There are several ways to use your Hot Dots® Standards-Based Science Review Cards:

- Throughout the school year, invite students to work progressively through the comprehensive library of question cards. Students can work independently or in small groups.
- Assign specific science skill areas as you teach them by preselecting corresponding cards in each color-coded category and placing those cards in your classroom learning center.
- Send the cards home with students who need extra reinforcement or remedial practice on individual skills.

### What's on Each Card?

Color-coded skill area

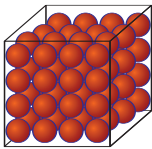
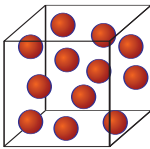
Question

Hot Dots® answer choices

Card number

**Matter and Its Properties** **6**

\_\_\_\_\_ is a **property of matter** that tells how much matter **fits into a certain space**.

**A** ● Buoyancy

**C** ● Density

**B** ● Mass

**D** ● Volume

EI-2507 © NewPath Learning

## Using the Cards with the Talking Hot Dots® Pen

The Talking Hot Dots® Pen (sold separately) adds instant, self-checking feedback to independent practice in a fun, interactive way. When the cards are used with the Talking Hot Dots® Pen, students receive electronic answer reinforcement in two ways:

- Touch the pen to a **CORRECT** answer dot on the card and students are instantly rewarded with a glowing green light, a cool phrase, and a variety of motivating sounds.
- Touch the pen to an **INCORRECT** answer dot on the card and the pen glows red and gently provides encouraging words and sound effects.

Before letting students work independently, demonstrate how to use the cards and the Talking Hot Dots® Pen. Choose a sample card, read the question together, and select the correct answer choice. Show students how to position the pen on the center of the Hot Dot® next to the answer choice, making sure the tip of the pen sits flat on the surface of the dot. Demonstrate what happens when an incorrect Hot Dot® answer choice is selected.

### Tips:

- Make sure the cards rest on a hard surface when using the Talking Hot Dots® Pen on them.
- Never laminate the cards.




## Using the Cards as Traditional Flash Cards

Hot Dots® Standards-Based Science Review Cards can be used as traditional flash cards for independent review or small group practice. Have students read the questions and record their answer choices on the Student Progress Sheet. Students can check their answers using the Answer Key.

## Reproducible Student Progress Sheet

Use the Student Progress Sheet to track your students' progress through the library of Hot Dots® Standards-Based Science Review Cards. Photocopy the Student Progress Sheet and distribute to students. As cards are mastered, mark their successful completion on the checklist with a ✓ or date. When the cards are being used as traditional flash cards, students can also use this sheet to record their answer choices.



## Skill Dividers

This set of Hot Dots® Standards-Based Science Review Cards comes with 25 skill area dividers. The top section of each card is color-coded to correspond to its tabbed skill divider for easy identification.

## Skill Areas

- Main Parts of Plants
- How Do Plants Grow and Reproduce?
- Grouping of Plants
- Animals and Their Needs
- Grouping of Animals
- How Animals Grow and Change
- Where Plants and Animals Live
- Relationships Among Living Things
- Water
- Weather
- Rocks, Minerals, and Soil
- Changes on Earth
- Natural Resources
- Matter and Its Properties
- Changes in Matter
- Force and Motion: How Things Move
- Work and Machines
- Energy
- Sound
- Earth in Space
- The Solar System
- Science in Our World
- Hands-on Lab Skills/ Science Inquiry
- Math in Science
- Did You Know?